




# LESSON PLAN FOR SUMMER SESSION (2023-24)

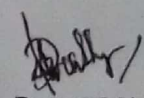
Name of Faculty : AMLAN MOHANTY		
Discipline: CIVIL ENGINEERING		
Semester: 6 <sup>th</sup>	Practical: 2P/ W	
Subject: LIFE SKILL	Total Periods: 30 Periods	
Semester From date 16/01/2024	To Date : 26/04/2024	
MONTH & Weeks	Practical 1Day/week 2P/week Total- 15weeks	Practical Topic
JANUARY 3 <sup>rd</sup> week	2	<b>SOCIAL SKILL Society, Social Structure, Develop Sympathy and Empathy</b> <b>Swot Analysis</b> – Concept, How to make use of SWOT Inter personal Relation: Sources of conflict, Resolution of conflict , Ways to enhance interpersonal relation
4 <sup>th</sup> week	4	<b>SWOT analysis:-</b> Analysis self with respect to our strength and weaknesses, opportunities and threats. Following points will be useful for doing SWOT. a) Your past experiences, b) Achievements, c) Failures, d) Feedback from others etc. <b>Record Check</b>
FEBRUARY 1 <sup>st</sup> week	6	<b>PROBLEM SOLVING</b> Steps of Problem solving: Identify and clarify the problem, Information gathering related to problem, Evaluate the evidence,
2 <sup>nd</sup> week	8	Consider alternative solutions and their implications, Choose and implement the best alternative, Review Problem solving techniques. 1) Trial and error, 2) Brain storming, 3) Lateral (Out of Box)
3 <sup>rd</sup> week	10	<b>Record Check</b>
4 <sup>th</sup> week	12	Thinking Working in a Team Form a group of 5-10 students and do a work for social cause e.g. <b>tree plantation, blood donation.</b> <b>Environment protection, camps on awareness</b> like importance of cleanliness in slum area, social activities like giving cloths to poor etc.( One activity per group where Team work shall be exhibited)
MARCH 1 <sup>st</sup> week	14	<b>PRESENTATION SKILL</b> Body language , Dress like the audience Posture, Gestures, Eye contact and facial expression. <b>Record Check</b>



2 <sup>nd</sup> week	16	<b>STAGE FRIGHT, Voice and language</b> – Volume, Pitch, Inflection, Speed, Pause Pronunciation, Articulation, Language, Practice of speech. Use of AV aids such as Laptop with LCD projector, white board etc. <b>Mock Interview Interview Technique</b> : Dress, Posture, Gestures, facial expression, Approach Tips for handling common questions
3 <sup>rd</sup> week	18	<b>GROUP DISCUSSION AND INTERVIEW TECHNIQUES</b> Group Discussion: Introduction to group discussion, Ways to carry out group discussion, Parameters— Contact, body language, analytical and logical thinking, decision making <b>Record Check</b>
4 <sup>th</sup> week	20	<b>Discuss a topic in a group and prepare minutes of discussion.</b> <b>WORKING IN TEAM</b> Understand and work within the dynamics of a groups. Tips to work effectively in teams, Establish good rapport, interest with others and work effectively with them to meet common objectives.
5 <sup>th</sup> week	22	<b>Record Check</b>
APRIL 1 <sup>st</sup> week	24	<b>Deliver a seminar for 5 minutes using</b> presentation aids on the topic given by our teacher.
2 <sup>nd</sup> week	26	<b>Task Management</b> Decide any task to be completed in a stipulated time with the help of teacher. Write a report considering various steps in task management (with Break up into sub tasks and their interdependencies and Time) <b>Record Check</b>
3 <sup>rd</sup> week	28	<b>WORKING IN TEAM</b> Tips to provide and accept feedback in a constructive and considerate way , Leadership in teams, Handling frustrations in group.
4 <sup>rd</sup> week	30	<b>TASK MANAGEMENT</b> Introduction, Task identification, Task planning , organizing and execution, Closing the task, <b>Record Check</b>

  
CONCERN  
FACULTY  
  
H.O.D  
CIVIL ENGINEERING

  
ACADEMIC COORDINATOR  
GP NABARANGPUR

  
PRINCIPAL  
GP NABARANGPUR